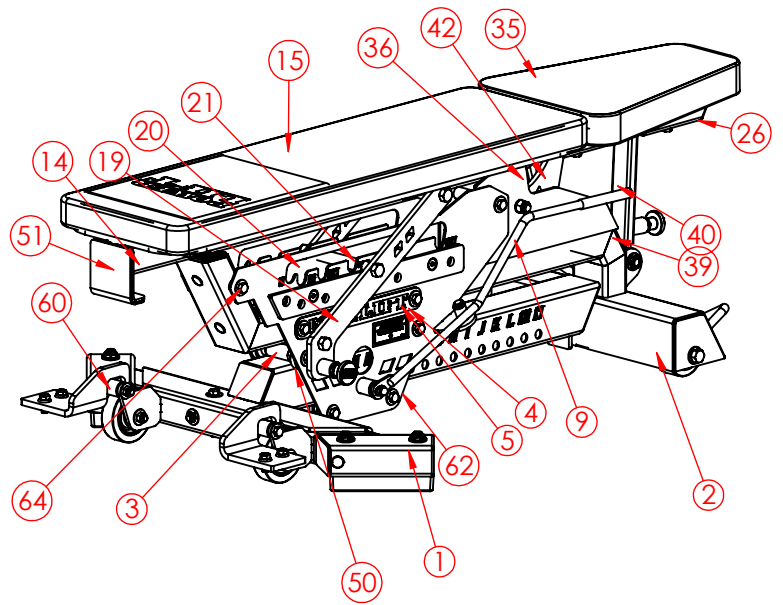


THE INFORMATION CONTAINED IN THIS DRAWING IS THE SOLE

PROPERTY OF POWER LIFT CORPORATION IN PART NAME
 WITHOUT THE WRITTEN PERMISSION OF POWER LIFT CORPORATION

QTY	PART NUMBER	PART NAME
1	43607B	WLDT, LEVER BENCH BOTTOM
2	43610C	WLDT, LEVER BENCH FRONT
3	43619A	ASSY, BENCH ROLLER
4	18567	PLATE, POWER LIFT LONG LOGO
5	18568	PLATE, LOGO BACKER
6	12691	PLATE, BENCH BACKER, 6.75 X 3.5 PLAIN, SS
7	12664B	PLATE, BENCH PL STACK, 6.75 X 3.5
8	91404	WHEEL, 3.5" THERMO CUSHION (COLSON)
9	43622B	WLDT, LEVER ASSY PBEN25
10	99502	ADJ. HANDLE GRIP
11	99511	ARBOR WASHER 3/4 OD X 1/2 ID X .031 THICK
12	99512	SNAP RING, 1/2"
13	99514	THERMO CUSHION WHEEL, 3.03" DIA.
14	43624D	WLDT, BENCH BACK TUBE
15	16585B	ASSY, BACK CUSHION
16	99593	PULL PIN ASSY BENCH
17	99562	NUT, .375-16, ACORN, STAINLESS, LOCK
18	98974	BOLT, BHSCS, .25-20X.375, 18-8 SS
19	43628C	WLDT, RIGHT POSITION SUPPORT
20	43630C	PLATE, LEFT POSITION SUPPORT
21	13748PL	PLATED, BUSHING, .75X.12X5.09
22	99571	NUT, .5-13, THIN NYLON INSERT LOCK
23	99863	BOLT, HHCS, .5-13X6.5, GR5, ZINC
24	99670	BRONZE, .75X1X.75, FLANGED, 841
25	60005PL	PLATED, BUSHING, .75X.12X3
26	43633C	WLDT, BENCH SEAT
27	60006pl	PLATED, BUSHING, .75X.12X2.08
28	60156	XTRAX, ENDCAP GUARD
29	90121	ASSY, PULL PIN, ROUND ALUMINUM KNOB, COUNTERBORE
30	99954	BOLT, SFHHCS, .375-16x1.25, ZINC
31	99530	WASHER, .375, LOCK
32	99531	WASHER, FLAT, .375, USS
33	99528	BOLT, HHCS, .375-16X3, GR5, ZINC
34	90085	ASSY, PULL PIN, ROUND METAL KNOB
35	30055	ASSY, PAD, ADJ BENCH SEAT
36	43635C	WLDT, SEAT ADJUSTMENT TOP
37	99507	BRONZE, .5X.75X.5, FLANGED, 841
38	16092	SHAFT, .5X2.875, PIN
39	60553PL	WLDT, PLATED, SEAT ADJUSTMENT BOTTOM
40	43640B	WLDT, SEAT ADJUSTMENT TOP
41	99510	BRONZE, .5X.75X.75, 841
42	43643C	PLATE, LINKAGE, BENCH
43	99672	BOLT, SHSS, .25-20X.25, CUP POINT
44	43642BPL	PLATE, PLATED, WEAR
45	99667	BOLT, FHSCS, .375-16X1, BL-OX
46	99416	PLUG, BLACK PLASTIC, 9/16" HOLE
47	99620	NUT, .5-13, LOCK, NYLON INSERT
48	99540	NUT, .375-16, LOCK, NYLON INSERT
49	99669	BRONZE, .75X1X1, 841
50	43601BPL	WLDT, PLATED, LEVER BENCH BOTTOM
51	43661	XTRAX, REAR BENCH
52	99563	RUBBER FOOT PAD MM-7
53	99585	WASHER, FLAT, .5, SAE, ZINC
54	99603	BOLT, HHCS, .5-13X3, GR5, ZINC
55	99880	BOLT, HHCS, .375-16X2.75, GR5, ZINC
56	99520	BOLT, HHCS, .5-13X3.5, GR5, ZINC
57	99649	BOLT, HHCS, .5-13X2.5, GR5, ZINC
58	99572	BOLT, HHCS, .5-13X1.5, GR5, ZINC
59	99619	NUT, .375-16, LOCK, THIN, NYLON
60	40094BPL	SHAFT, PLATED, BENCH LOCK
61	99490	PLUG, BLACK PLASTIC, 7/16 HOLE
62	43644C	WLDT, LEVER BENCH SIDE, PULL PIN
63	91005	BOLT, HHCS, .375-16X5, GR5, ZINC
64	91004	BOLT, HHCS, .375-16X4.75, GR5, ZINC
65	99521	BOLT, HHCS, .5-13X4, GR5, ZINC
66	99525	WASHER, .5, LOCK, ZINC
67	90445	DECAL, NOTICE, PBEN25 STAND-UP
68	90259	DECAL, WARNING-SMALL
69	10301	SERIAL NUMBER, UNIVERSAL
70	99664	BOLT, HHCS, .375-16X3.75, GR5, ZINC
71	43647C	PLATE, PBEN25 SIDE, NON-PULL PIN
72	43697A	ASSY, SMALL BENCH LOCK-IN SET

REV.	DESCRIPTION	DATE	APPROVED
A	INITIAL RELEASE	7/24/2025	TW



UNLESS OTHERWISE SPECIFIED DIMENSIONS ARE IN INCHES TOLERANCES ARE: FRACTIONS DECIMALS ANGLES ±1/16" .XX=±.02 ±1° .XXX=±.005	POWER LIFT®	
	PART NUMBER 43600B	
REFERENCE CODE PBEN25	PART NAME ASSY, LEVER ACTION BENCH	
	CAD GENERATED DRAWING DO NOT MANUALLY UPDATE,	SHEET 1 OF 6 SCALE 1:12

THE INFORMATION CONTAINED IN THIS DRAWING IS THE SOLE PROPERTY OF POWER LIFT ANY REPRODUCTION IN PART OR WHOLE WITHOUT THE WRITTEN PERMISSION OF POWER LIFT IS PROHIBITED

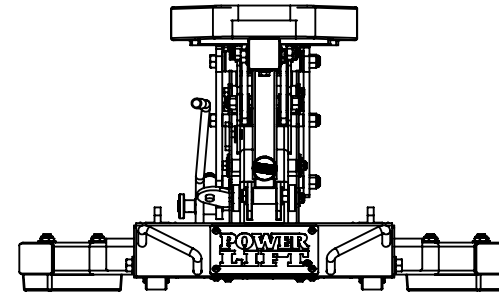
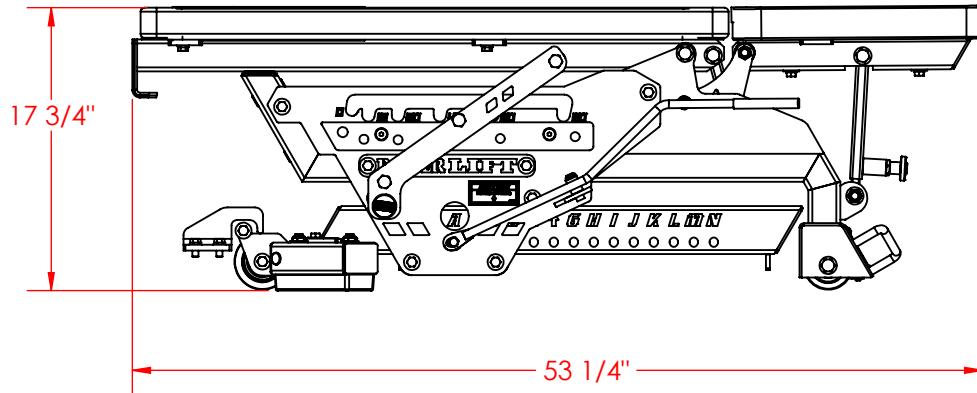
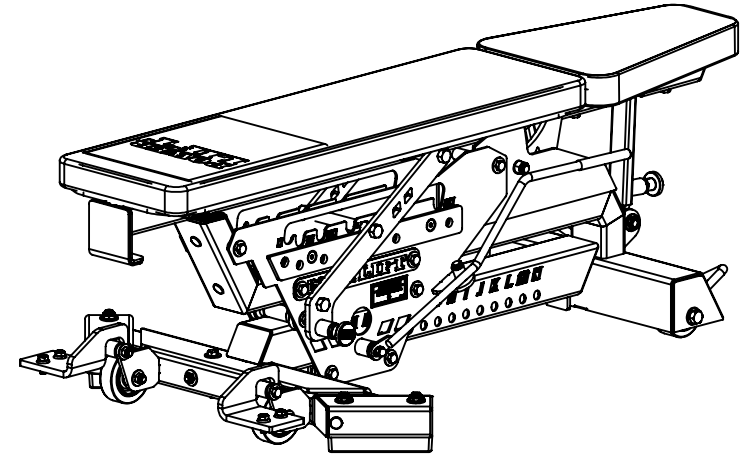
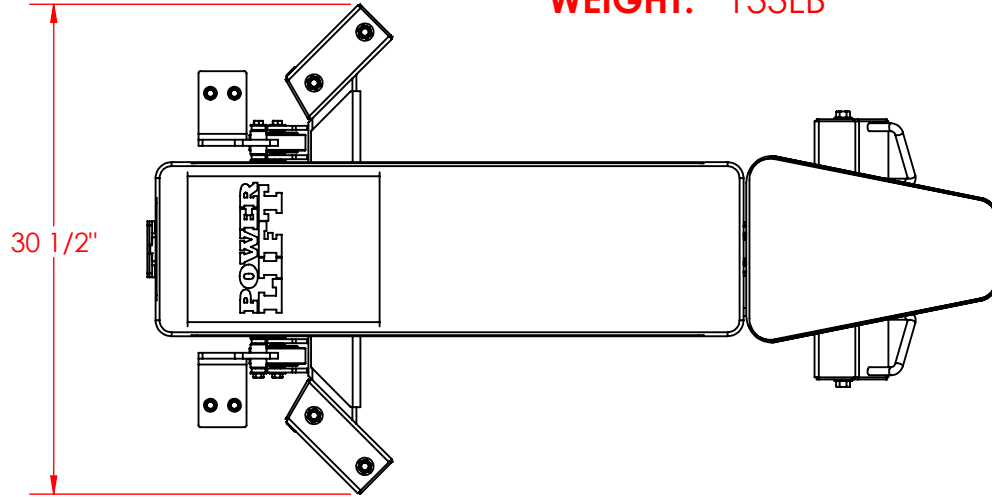
CONTRACTED/FLAT DIMENSIONS

LENGTH: 53 1/4"

WIDTH: 30 1/2"

HEIGHT: 17 3/4"

WEIGHT: 133LB



UNLESS OTHERWISE SPECIFIED
DIMENSIONS ARE IN INCHES
TOLERANCES ARE:
FRACTIONS DECIMALS ANGLES
±1/16" .XX=±.02 ±1°
.XXX=±.005

REFERENCE CODE

PBEN25

POWER LIFT®

PART NUMBER
43600B

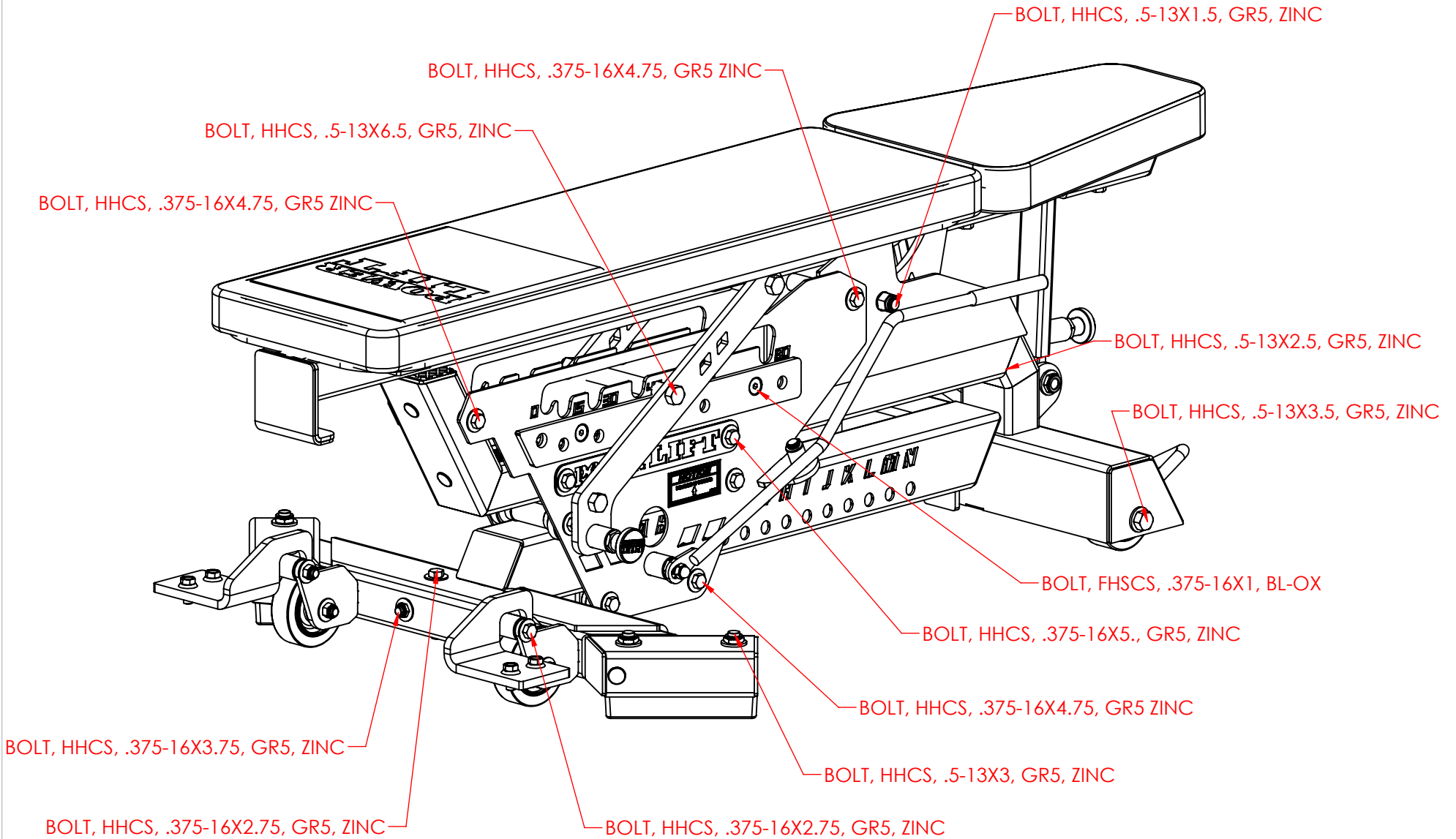
PART NAME
ASSY, LEVER ACTION BENCH

CAD GENERATED DRAWING
DO NOT MANUALLY UPDATE.

SHEET 2 OF 6 REV. A

SCALE 1:12 SIZE A

THE INFORMATION CONTAINED IN THIS DRAWING IS THE SOLE PROPERTY OF POWER LIFT ANY REPRODUCTION IN PART OR WHOLE WITHOUT THE WRITTEN PERMISSION OF POWER LIFT IS PROHIBITED



UNLESS OTHERWISE SPECIFIED
DIMENSIONS ARE IN INCHES
TOLERANCES ARE:
FRACTIONS DECIMALS ANGLES
±1/16" .XX=±.02 ±1°
.XXX=±.005

REFERENCE CODE

PBEN25

POWER LIFT®

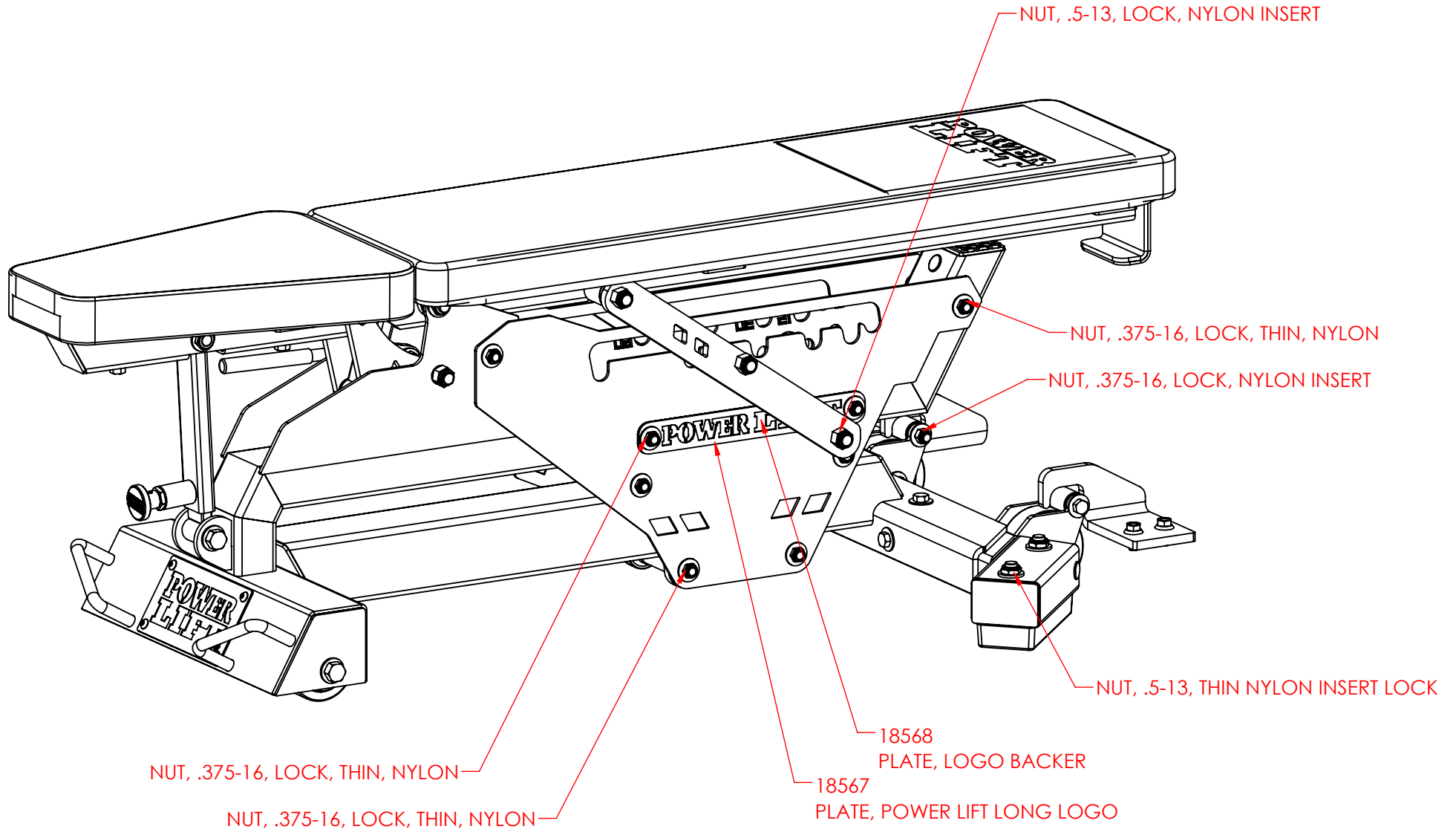
PART NUMBER
43600B

PART NAME
ASSY, LEVER ACTION BENCH

CAD GENERATED DRAWING
DO NOT MANUALLY UPDATE.

SHEET 3 OF 6	REV. A
SCALE 1:6	SIZE A

THE INFORMATION CONTAINED IN THIS DRAWING IS THE SOLE PROPERTY OF POWER LIFT ANY REPRODUCTION IN PART OR WHOLE WITHOUT THE WRITTEN PERMISSION OF POWER LIFT IS PROHIBITED



UNLESS OTHERWISE SPECIFIED
DIMENSIONS ARE IN INCHES
TOLERANCES ARE:
FRACTIONS DECIMALS ANGLES
±1/16" .XX=±.02 ±1°
.XXX=±.005

REFERENCE CODE

PBEN25

POWER LIFT®

PART NUMBER
43600B

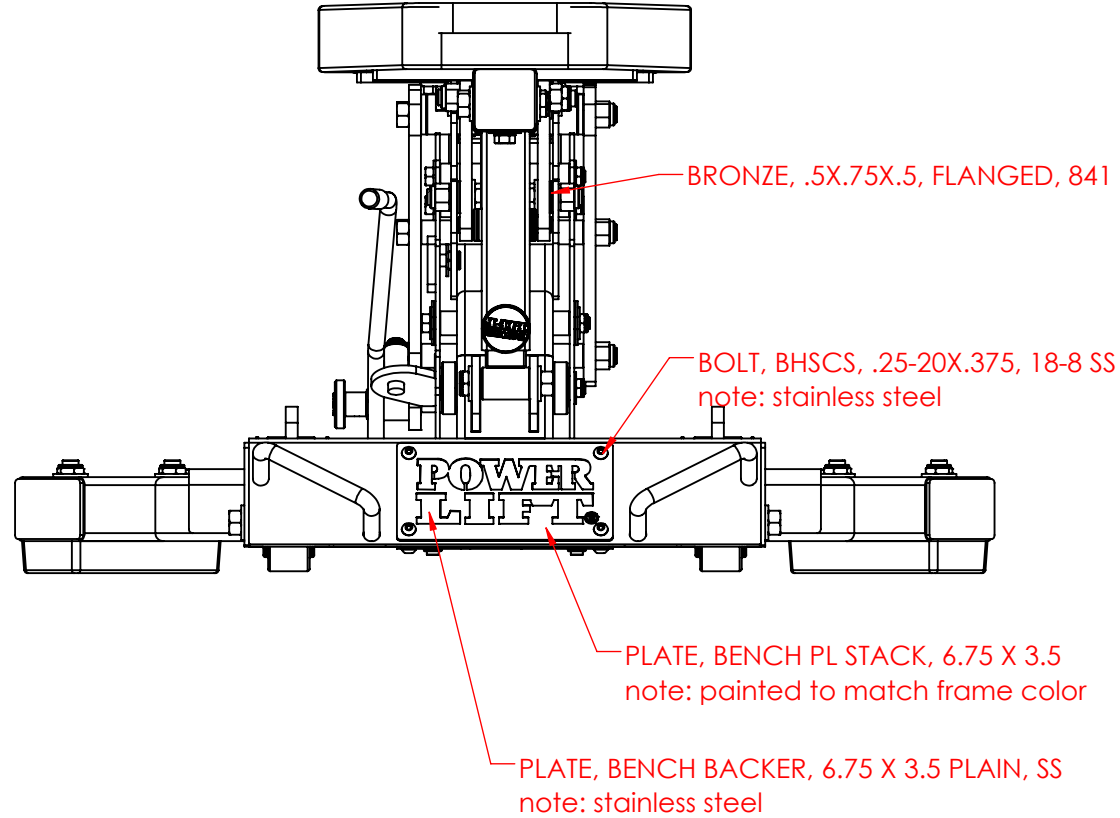
PART NAME
ASSY, LEVER ACTION BENCH

CAD GENERATED DRAWING
DO NOT MANUALLY UPDATE.

SHEET 4 OF 6 REV. A

SCALE 1:6 SIZE A

THE INFORMATION CONTAINED IN THIS DRAWING IS THE SOLE PROPERTY OF POWER LIFT ANY REPRODUCTION IN PART OR WHOLE WITHOUT THE WRITTEN PERMISSION OF POWER LIFT IS PROHIBITED



UNLESS OTHERWISE SPECIFIED
DIMENSIONS ARE IN INCHES
TOLERANCES ARE:
FRACTIONS DECIMALS ANGLES
±1/16" .XX=±.02 ±1°
.XXX=±.005

REFERENCE CODE

PBEN25

POWER LIFT®

PART NUMBER
43600B

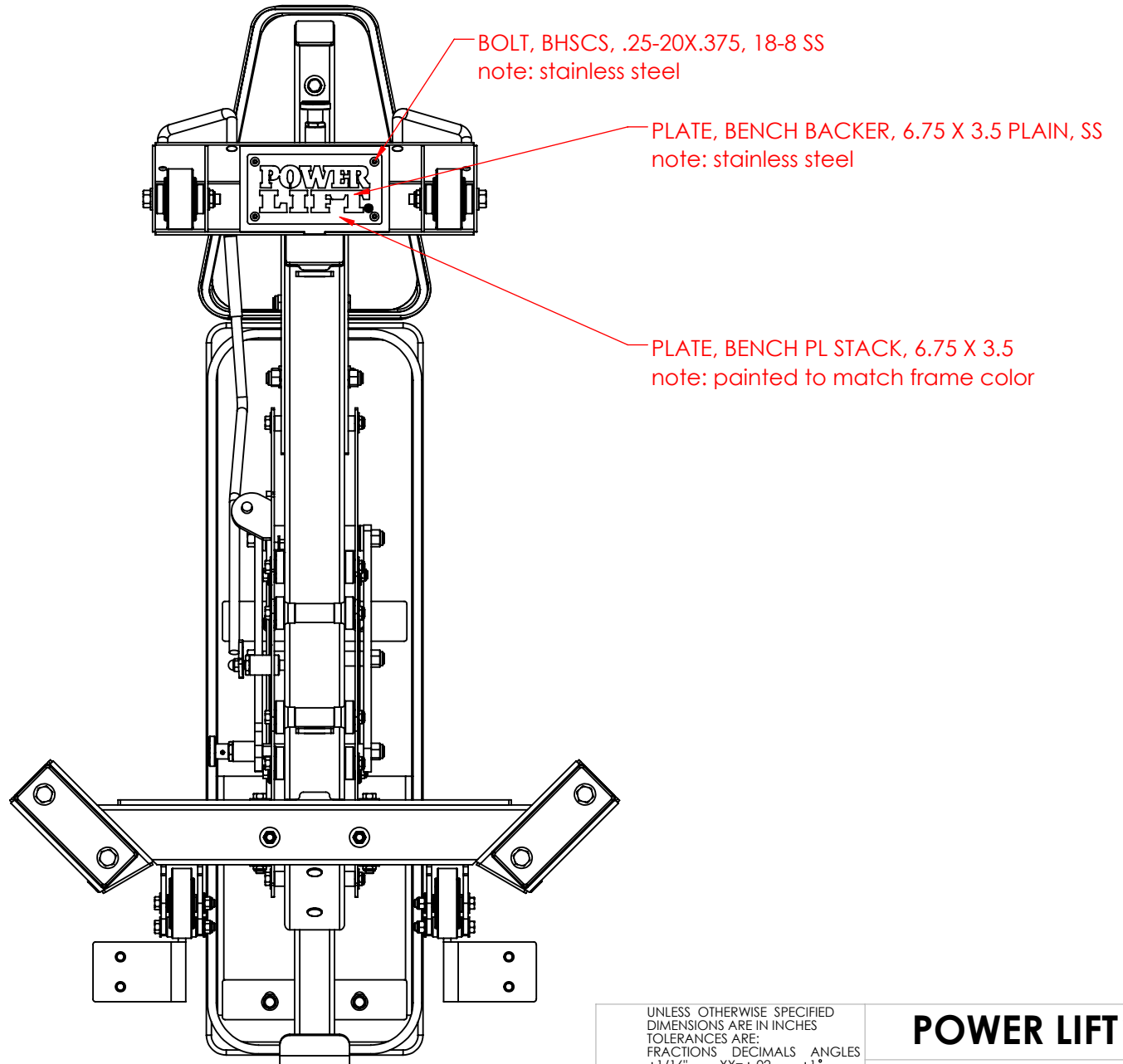
PART NAME
ASSY, LEVER ACTION BENCH

CAD GENERATED DRAWING
DO NOT MANUALLY UPDATE.

SHEET 5 OF 6 REV. A

SCALE 1:6 SIZE A

THE INFORMATION CONTAINED IN THIS DRAWING IS THE SOLE PROPERTY OF POWER LIFT ANY REPRODUCTION IN PART OR WHOLE WITHOUT THE WRITTEN PERMISSION OF POWER LIFT IS PROHIBITED



UNLESS OTHERWISE SPECIFIED
DIMENSIONS ARE IN INCHES
TOLERANCES ARE:
FRACTIONS DECIMALS ANGLES
±1/16" .XX=±.02 ±1°
.XXX=±.005

REFERENCE CODE
PBEN25

POWER LIFT®

PART NUMBER
43600B

PART NAME
ASSY, LEVER ACTION BENCH

CAD GENERATED DRAWING DO NOT MANUALLY UPDATE.	SHEET 6 OF 6	REV. A
	SCALE 1:8	SIZE A