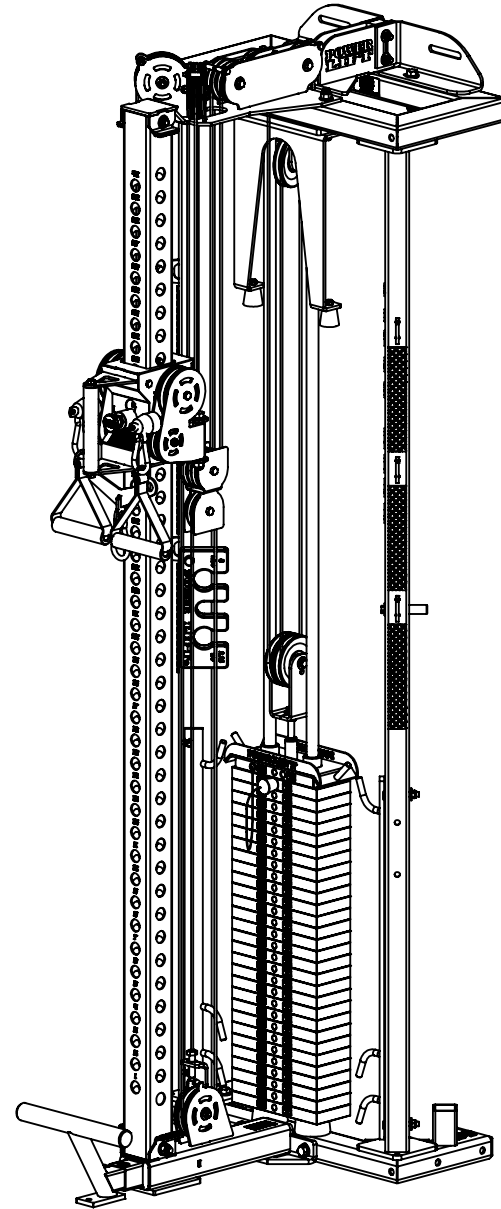


THE INFORMATION CONTAINED IN THIS DRAWING IS THE SOLE PROPERTY OF POWER LIFT ANY REPRODUCTION IN PART OR WHOLE WITHOUT THE WRITTEN PERMISSION OF POWER LIFT IS PROHIBITED

REV.	DESCRIPTION	DATE	APPROVED
A	INITIAL RELEASE	2/6/2026	MK



ITEM NO.	QTY.	PART NO.	PART NAME
1	1	63310	WLDT, BASE, WALL MOUNT, UPPER
2	1	63976	WLDT, BASE, FREE STANDING, LOWER, T BAR
3	2	63047	SHAFT, 1X89-1/16 CHROME, PULLEY MACHINE
4	1	99646	300LB. WEIGHT STACK 10 LB. INCR.
5	2	99640	BUMPER, ROUND, WEIGHT STACK
6	1	63158	FORMED, WALL MOUNT BRKT.RIGHT
7	1	63159	FORMED, WALL MOUNT BRKT.LEFT
8	2	99648	BOLT, HHCS, .5-13X3.25, GR5, ZINC
9	4	99585	WASHER, FLAT, .5, SAE, ZINC
10	2	99620	NUT, .5-13, LOCK, NYLON INSERT
11	1	10301	SERIAL NUMBER, UNIVERSAL
12	1	99362	5LB. ADD ON WEIGHT
13	2	99015	Round Polyethylene Cap Fits 1" OD, .600"
14	1	99071	DECAL, MINI STACKED
15	2	63327A	ASSY, PU UPRIGHT
16	1	58094A	ASSY, ADJ CABLE COLUMN 3X3, MODULAR, 300, 96, W/ T BAR

UNLESS OTHERWISE SPECIFIED
DIMENSIONS ARE IN INCHES
TOLERANCES ARE:
FRACTIONS DECIMALS ANGLES
±1/16" .XX=±.02 ±1°
.XXX=±.005

REFERENCE CODE

WMACC-33

POWER LIFT®

PART NUMBER
58125A

PART NAME
ASSY, 3X3 CABLE COLUMN, WALL MOUNT, 300, 96, W/ T BAR, W/BA

CAD GENERATED DRAWING
DO NOT MANUALLY UPDATE.

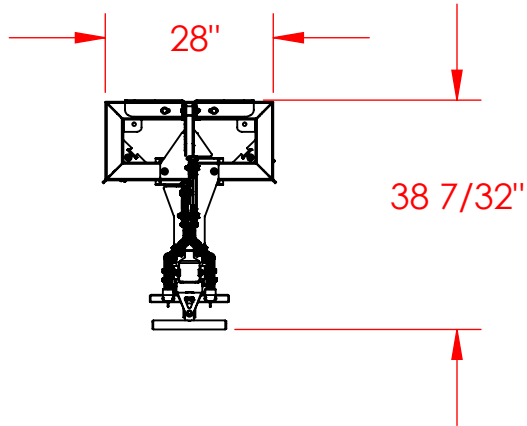
SHEET 1 OF 5

REV. C

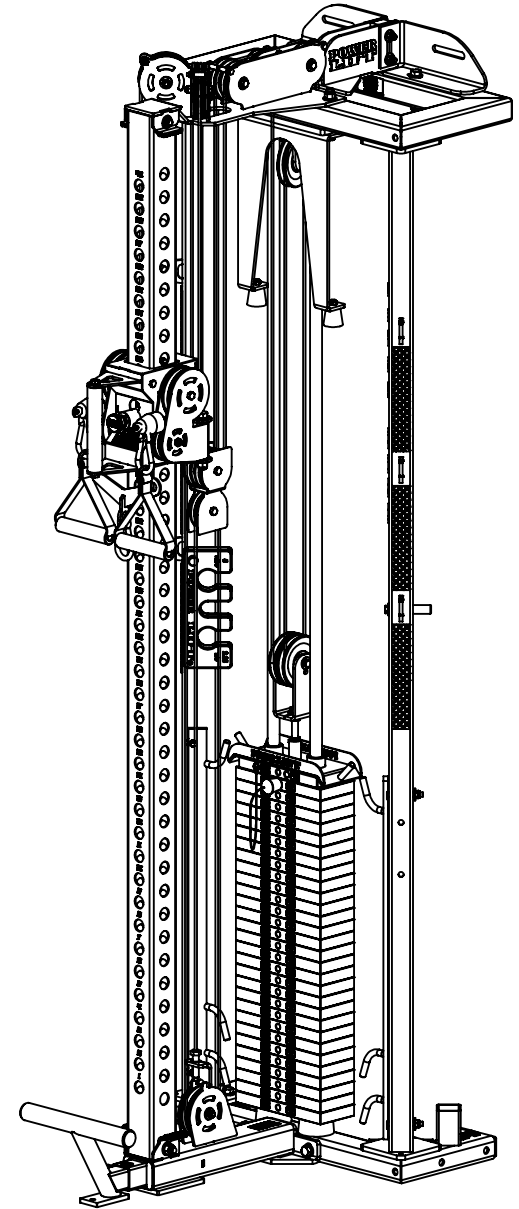
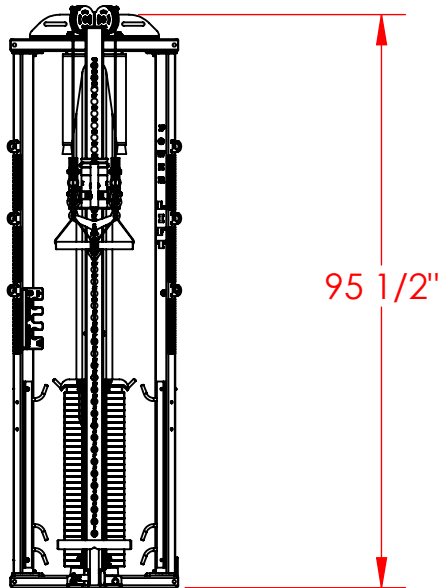
SCALE 1:32

SIZE A

THE INFORMATION CONTAINED IN THIS DRAWING IS THE SOLE PROPERTY OF POWER LIFT ANY REPRODUCTION IN PART OR WHOLE WITHOUT THE WRITTEN PERMISSION OF POWER LIFT IS PROHIBITED



HEIGHT - 95 1/2"
DEPTH - 38 7/32"
WIDTH - 28"
APPROX. WEIGHT - 575.LBS



UNLESS OTHERWISE SPECIFIED
 DIMENSIONS ARE IN INCHES
 TOLERANCES ARE:
 FRACTIONS DECIMALS ANGLES
 ±1/16" .XX=±.02 ±1°
 .XXX=±.005

REFERENCE CODE

WMACC-33

POWER LIFT®

PART NUMBER
58125A

PART NAME
**ASSY, 3X3 CABLE COLUMN, WALL
 MOUNT, 300, 96, W/ T BAR, W/BA**

CAD GENERATED DRAWING
 DO NOT MANUALLY UPDATE.

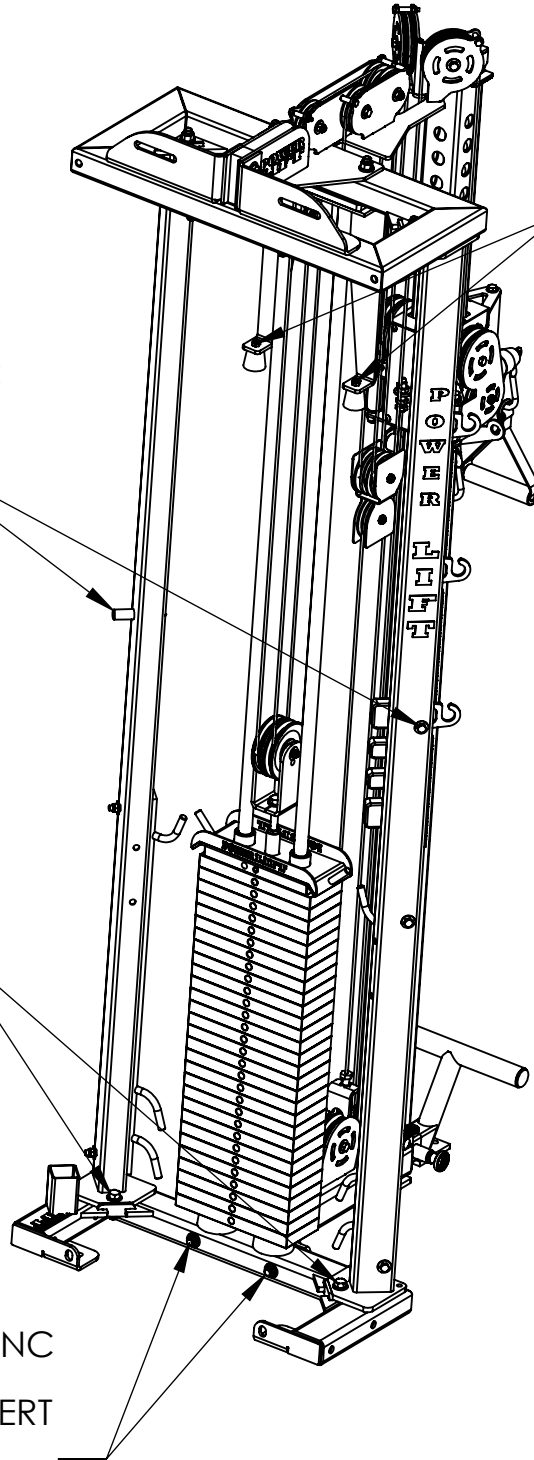
SHEET 2 OF 5

REV. C

SCALE 1:32

SIZE A

THE INFORMATION CONTAINED IN THIS DRAWING IS THE SOLE PROPERTY OF POWER LIFT ANY REPRODUCTION IN PART OR WHOLE WITHOUT THE WRITTEN PERMISSION OF POWER LIFT IS PROHIBITED



BOLT, HHCS, 3/8"-16X2 1/2", GR5, ZINC
WASHER, FLAT, 3/8"
PIN, WEIGHT STORAGE, 5 LBS

THREADED NEOPRENE RUBBER BUMPER
NUT, 5/16"-18, LOCK, NYLON INSERT

BOLT, HHCS, 1/2"-13X1 3/4", GR5, ZINC
WASHER, 1/2", FLAT SAE, ZINC (BOTH
SIDES)
NUT, 1/2"-13, LOCK, NYLON INSERT

BOLT, HHCS, 1/2"-13X4", GR5, ZINC
WASHER, 1/2", FLAT SAE, ZINC
NUT, 1/2"-13, LOCK, NYLON INSERT

UNLESS OTHERWISE SPECIFIED
DIMENSIONS ARE IN INCHES
TOLERANCES ARE:
FRACTIONS DECIMALS ANGLES
±1/16" .XX=±.02 ±1°
.XXX=±.005

REFERENCE CODE

WMACC-33

POWER LIFT®

PART NUMBER
58125A

PART NAME
**ASSY, 3X3 CABLE COLUMN, WALL
MOUNT, 300, 96, W/ T BAR, W/BA**

CAD GENERATED DRAWING
DO NOT MANUALLY UPDATE.

SHEET 3 OF 5

REV. C

SCALE 1:32

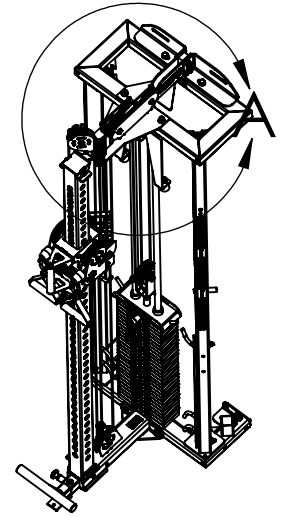
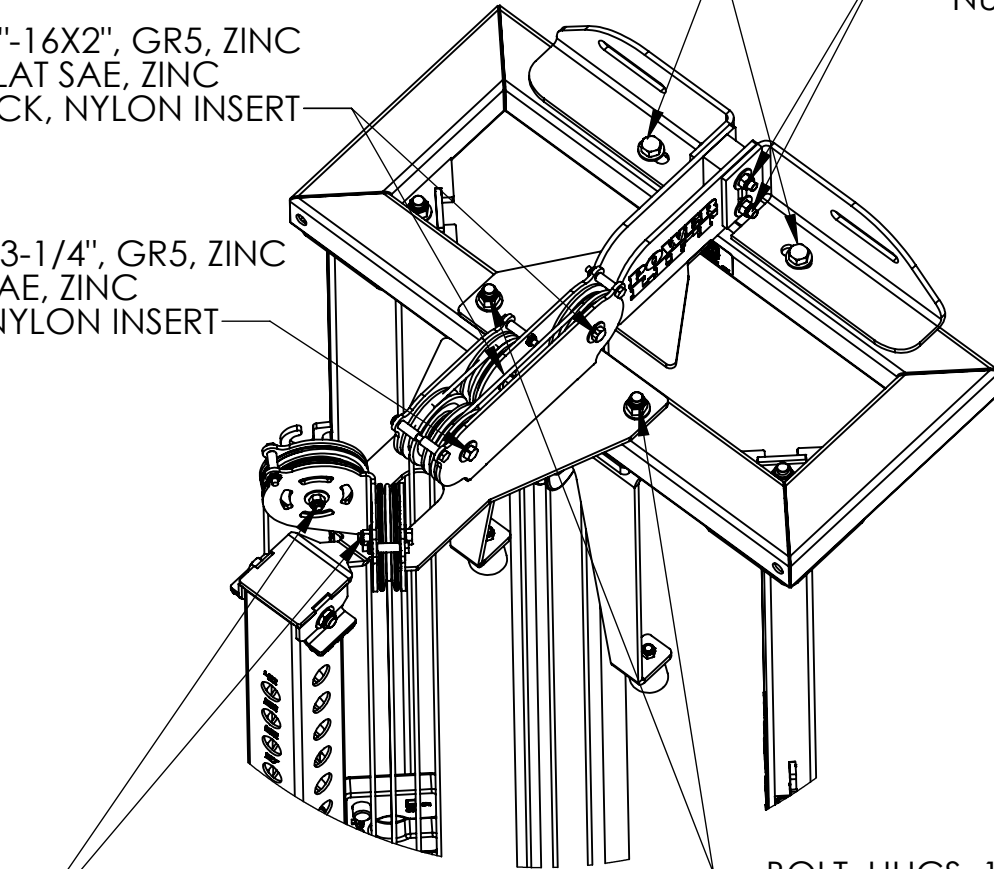
SIZE A

BOLT, HHCS, 1/2"-13X3 1/4", GR5, ZINC
 WASHER, 1/2", FLAT SAE, ZINC (BOTH SIDES)
 NUT, 1/2"-13, LOCK, NYLON INSERT

BOLT, HHCS, 3/8"-16X2 3/4", GR5, ZINC
 WASHER, FLAT, 3/8" (BOTH SIDES)
 NUT, 3/8"-16, LOCK, NYLON INSERT

BOLT, HHCS, 3/8"-16X2", GR5, ZINC
 WASHER, 3/8", FLAT SAE, ZINC
 NUT, 3/8"-16, LOCK, NYLON INSERT

BOLT, HHCS, 3/8"-16X3-1/4", GR5, ZINC
 WASHER, 3/8", FLAT SAE, ZINC
 NUT, 3/8"-16, LOCK, NYLON INSERT



BOLT, HHCS, 3/8"-16X2", GR5, ZINC
 WASHER, 3/8", FLAT SAE, ZINC
 NUT, 3/8"-16, LOCK, NYLON INSERT

BOLT, HHCS, 1/2"-13X4", GR5, ZINC
 WASHER, 1/2", FLAT SAE, ZINC
 NUT, 1/2"-13, LOCK, NYLON INSERT

DETAIL A
 SCALE 1 : 8

UNLESS OTHERWISE SPECIFIED
 DIMENSIONS ARE IN INCHES
 TOLERANCES ARE:
 FRACTIONS DECIMALS ANGLES
 ±1/16" .XX=±.02 ±1°
 .XXX=±.005

REFERENCE CODE

WMACC-33

POWER LIFT®

PART NUMBER
58125A

PART NAME
**ASSY, 3X3 CABLE COLUMN, WALL
 MOUNT, 300, 96, W/ T BAR, W/BA**

CAD GENERATED DRAWING
 DO NOT MANUALLY UPDATE.

SHEET 4 OF 5

REV. C


SCALE 1:32

SIZE A


THE INFORMATION CONTAINED IN THIS DRAWING IS THE SOLE PROPERTY OF POWER LIFT ANY REPRODUCTION IN PART OR WHOLE WITHOUT THE WRITTEN PERMISSION OF POWER LIFT IS PROHIBITED

DETAIL J
SCALE 1 : 5

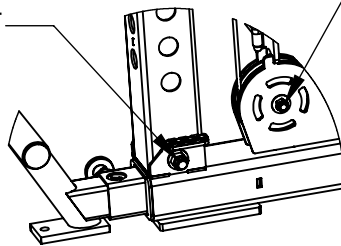
BOLT, HHCS, 3/8"-16X2-1/2", GR5, ZINC NUT, 3/8"-16, LOCK, NYLON INSERT



BOLT, HHCS, 3/8"-16X1-1/2", GR5, ZINC NUT, 3/8"-16, LOCK, NYLON INSERT

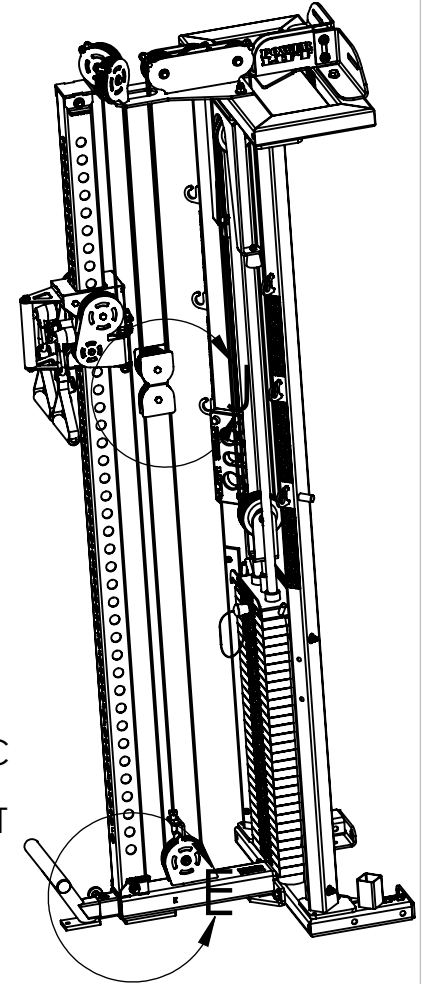


BOLT, HHCS, 1/2"-13X4-1/2", GR5, ZINC WASHER, 1/2", FLAT SAE, ZINC NUT, 1/2"-13, LOCK, NYLON INSERT



BOLT, HHCS, 3/8"-16X2", GR5, ZINC WASHER, 3/8", FLAT SAE, ZINC NUT, 3/8"-16, LOCK, NYLON INSERT

DETAIL E
SCALE 1 : 10



UNLESS OTHERWISE SPECIFIED
DIMENSIONS ARE IN INCHES
TOLERANCES ARE:
FRACTIONS DECIMALS ANGLES
±1/16" .XX=±.02 ±1°
.XXX=±.005

REFERENCE CODE

WMACC-33

POWER LIFT®

PART NUMBER
58125A

PART NAME
ASSY, 3X3 CABLE COLUMN, WALL MOUNT, 300, 96, W/ T BAR, W/BA

CAD GENERATED DRAWING
DO NOT MANUALLY UPDATE.

SHEET 5 OF 5

REV. C

SCALE 1:32

SIZE A