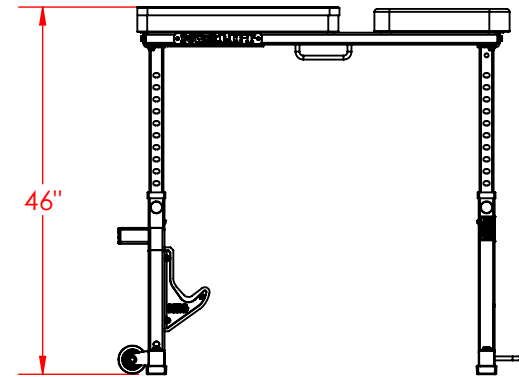
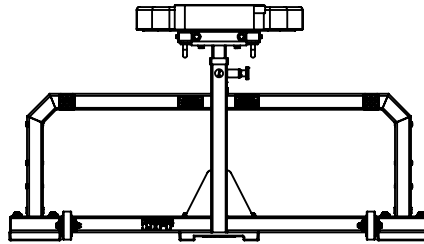
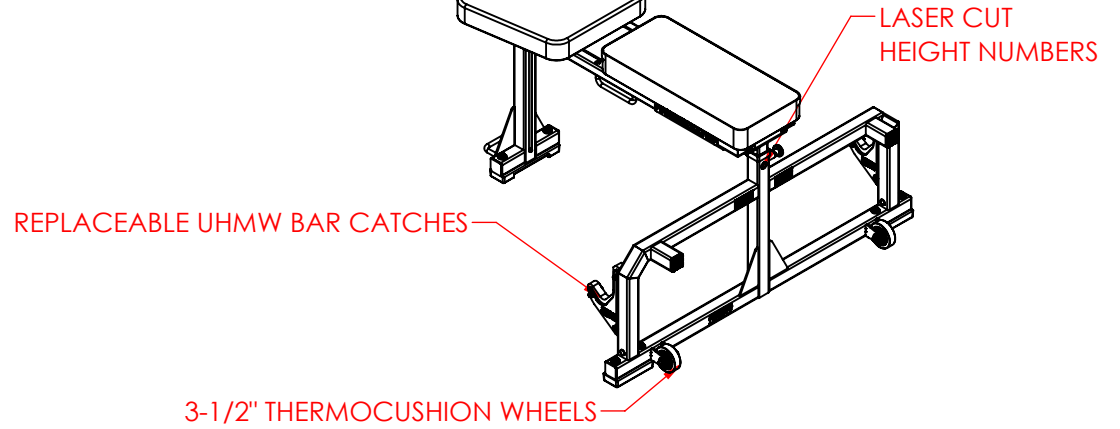
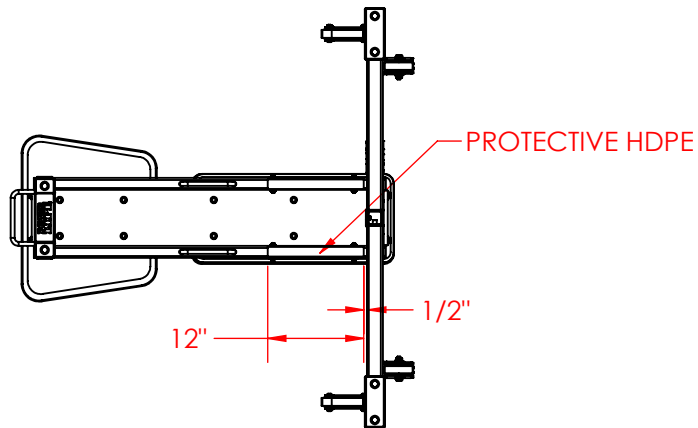
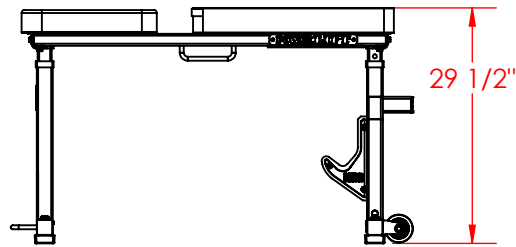
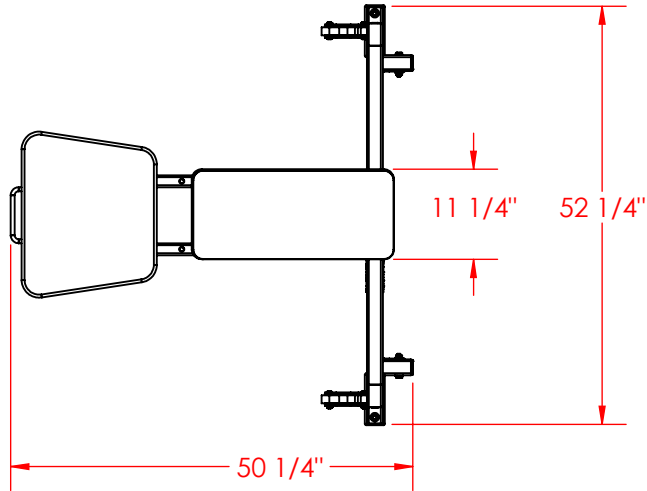


THE INFORMATION CONTAINED IN THIS DRAWING IS THE SOLE PROPERTY OF POWER LIFT ANY REPRODUCTION IN PART OR WHOLE WITHOUT THE WRITTEN PERMISSION OF POWER LIFT IS PROHIBITED

REV.	DESCRIPTION	DATE	APPROVED
A	INITIAL RELEASE	8/17/2023	TW
B	ADJUST PADS, ENDFRAMES	12/8/2023	TW
C	ADD LOGO PLATES, ADJUST WELDMENTS	3/7/2024	TW
D	ADJUST LEG TO BENCH CONNECTION	3/13/2024	TW
E	ADJUST HARDWARE, ADD GUSSET, ADD BELT LOOP	3/21/2024	TW

NOTES:

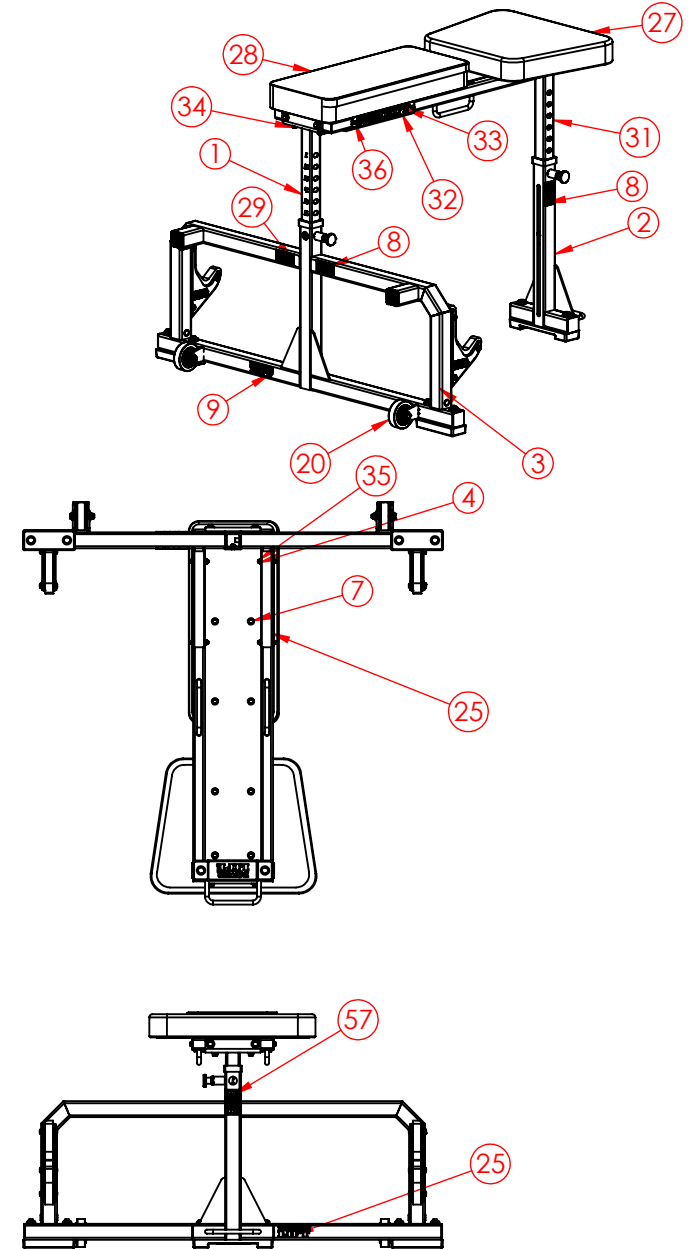
BENCH ADJUSTS FROM 29 1/2" " TO 46" IN 1-1/2" INCREMENTS.
WEIGHT: 140 LBS



UNLESS OTHERWISE SPECIFIED DIMENSIONS ARE IN INCHES TOLERANCES ARE: FRACTIONS DECIMALS ANGLES ±1/16" .XX=±.02 ±1° .XXX=±.005		POWER LIFT®	
REFERENCE CODE HPRB		PART NUMBER 71988A	
		PART NAME ASSY, HIGH PRONE ROW BENCH	
CAD GENERATED DRAWING DO NOT MANUALLY UPDATE.		SHEET 1 OF 3 SCALE 1:24	REV. E SIZE A

THE INFORMATION CONTAINED IN THIS DRAWING IS THE SOLE PROPERTY OF POWER LIFT ANY REPRODUCTION IN PART OR WHOLE WITHOUT THE WRITTEN PERMISSION OF POWER LIFT IS PROHIBITED

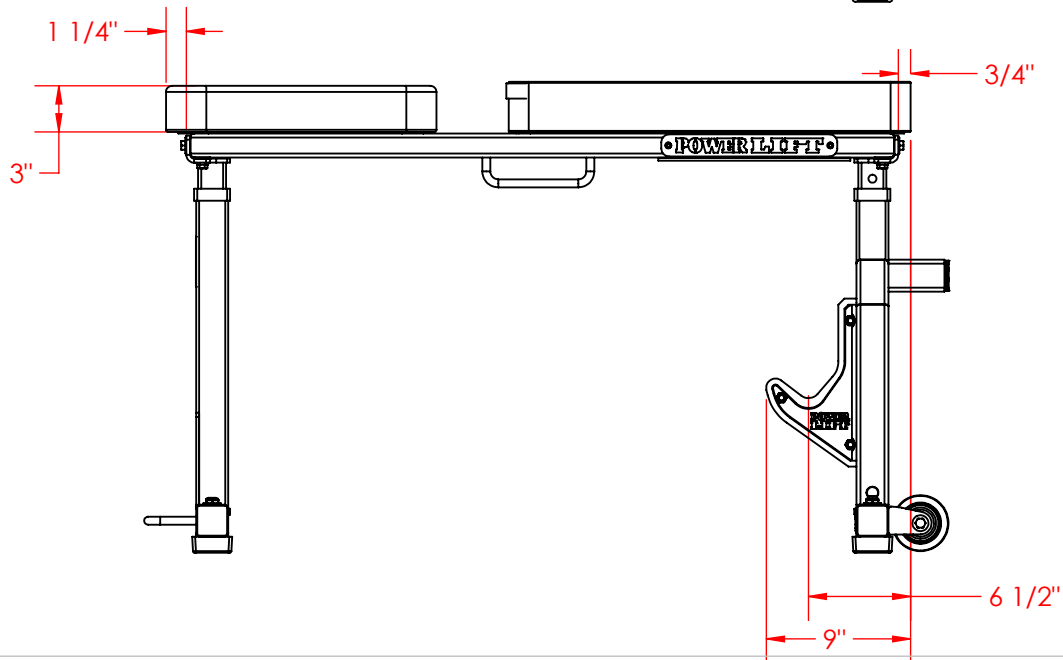
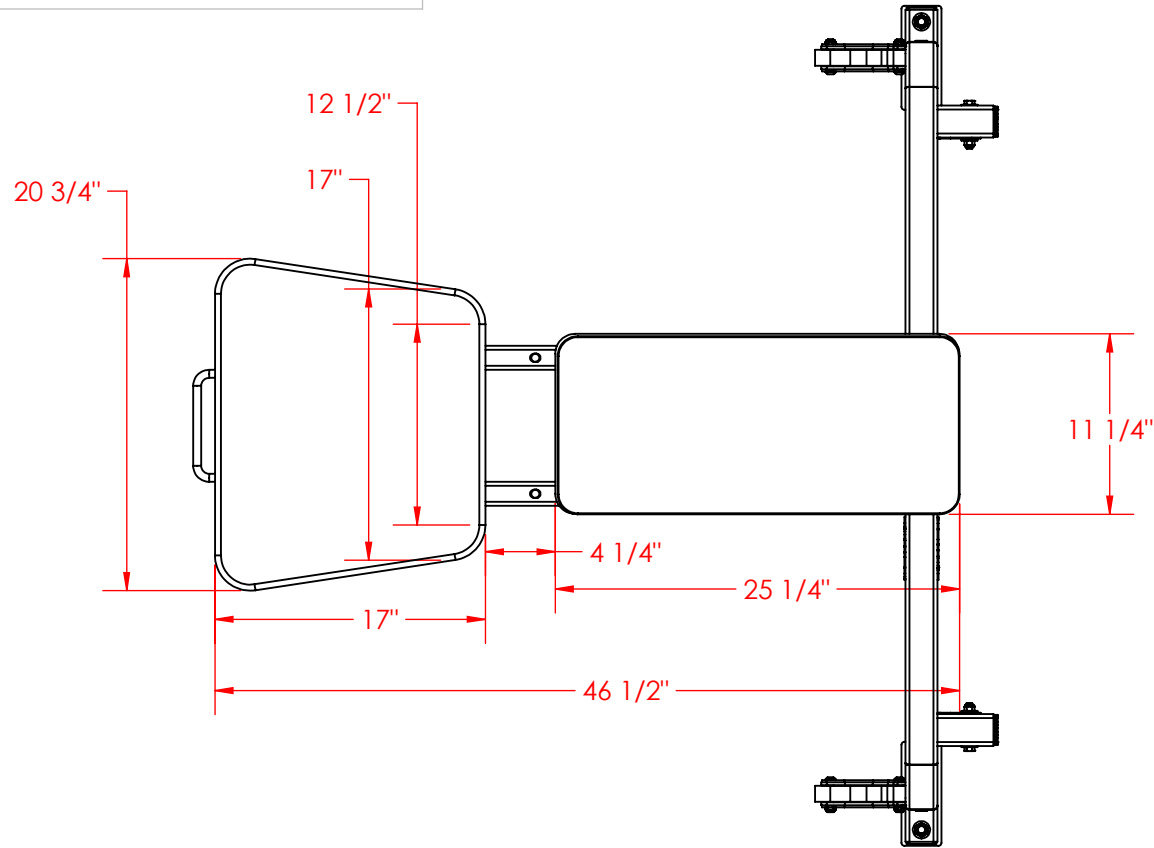
ITEM NO.	QTY.	PART NO.	PART NAME
1	1	72157PL	WLDT, PLATED, HPR, INNER TUBE
2	1	71996	WLDT, PRONE ROW FLAT BENCH SIDE
3	1	71990	WLDT, HPR SIDE, BAR CATCH
4	6	99674	NUT, .25-20, NYLON INSERT, THIN
5	2	99694	BOLT, SHCS, .25-20X.375
6	2	90121	ASSY, PULL PIN , ROUND ALUMINUM KNOB, COUNTERBORE
7	8	99954	BOLT, SFHHCS, .375-16x1.25, ZINC
8	2	90197	DECAL, ADJ COLUMN WARNING
9	2	99071	DECAL, POWERLIFT 1-800
10	12	99585	WASHER, .5, FLAT SAE, ZINC
11	6	99603	BOLT, HHCS, .5-13X3, GR5, ZINC
12	6	99571	NUT, .5-13, THIN NYLON INSERT LOCK
13	2	99563	RUBBER FOOT PAD MM-7
14	1	89200	RUBBER FOOT PAD
15	2	32314	UHMW, BAR CATCH
16	2	12769-POWER LIFT	PLATE, BAR CATCH LOGO
17	2	12768-POWER LIFT	PLATE, BAR CATCH LOGO
18	6	90116	BOLT, BHSCS, .375-16X2, BL-ZINC
19	10	99619	NUT, .375-16, LOCK, THIN, NYLON
20	2	91404	WHEEL, 3.5" THERMO CUSHION (COLSON)
21	2	99880	BOLT, HHCS, .375-16X2.75, GR5, ZINC
22	2	99540	NUT, .375-16, LOCK, NYLON INSERT
23	12	99531	WASHER, FLAT, .375, USS
24	4	99490	PLUG, BLACK PLASTIC, 7/16 HOLE
25	2	19743	HDPE, 3/16" X 1-3/16" X 12"
26	2	60114	XTRAX, ENDCAP GUARD
27	1	80565	ASSY, PAD, SEAT LEG CURL
28	1	30088	ASSY, 24-10 PAD
29	2	90270	DECAL, NOTICE HIGH PRONE ROW STAND
30	1	72154	WLDT, HPR TOP
31	1	72159PL	WLDT, PLATED, HPR, INNER TUBE
32	2	67251	PLATE, POWER LIFT LONG LOGO
33	2	67252	PLATE, LOGO BACKER
34	4	99004	BOLT, SFHHCS, .375-16X.75, ZINC
35	4	99753	WASHER, FLAT, .25, USS
36	4	98978	BOLT, SHCS, .25-20, 18-8 SS, PT
37	4	99006	BOLT, HHCS, .375-16X2.25, GR5, ZINC



UNLESS OTHERWISE SPECIFIED DIMENSIONS ARE IN INCHES TOLERANCES ARE: FRACTIONS DECIMALS ANGLES ±1/16" .XX=±.02 ±1° .XXX=±.005		POWER LIFT®	
REFERENCE CODE HPRB		PART NUMBER 71988A	
		PART NAME ASSY, HIGH PRONE ROW BENCH	
CAD GENERATED DRAWING DO NOT MANUALLY UPDATE.		CHEET 2 OF 3 SCALE 1:24	REV. E SIZE A

THE INFORMATION CONTAINED IN THIS DRAWING IS THE SOLE PROPERTY OF POWER LIFT ANY REPRODUCTION IN PART OR WHOLE WITHOUT THE WRITTEN PERMISSION OF POWER LIFT IS PROHIBITED

PAD DIMENSIONS



UNLESS OTHERWISE SPECIFIED
DIMENSIONS ARE IN INCHES
TOLERANCES ARE:
FRACTIONS DECIMALS ANGLES
±1/16" .XX=±.02 ±1°
.XXX=±.005

REFERENCE CODE

HPRB

POWER LIFT®

PART NUMBER

71988A

PART NAME

ASSY, HIGH PRONE ROW BENCH

CAD GENERATED DRAWING
DO NOT MANUALLY UPDATE.

SHEET 3 OF 3

REV. E

SCALE 1:12

SIZE A